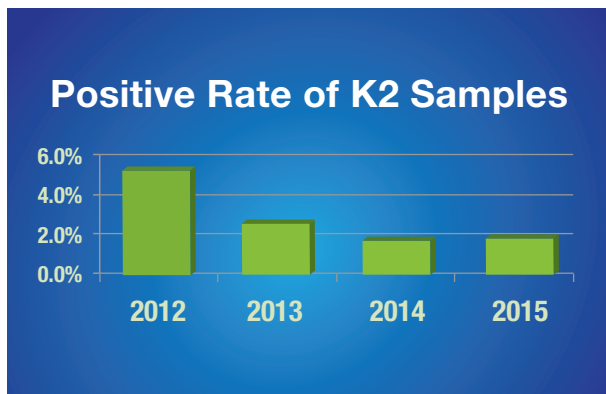
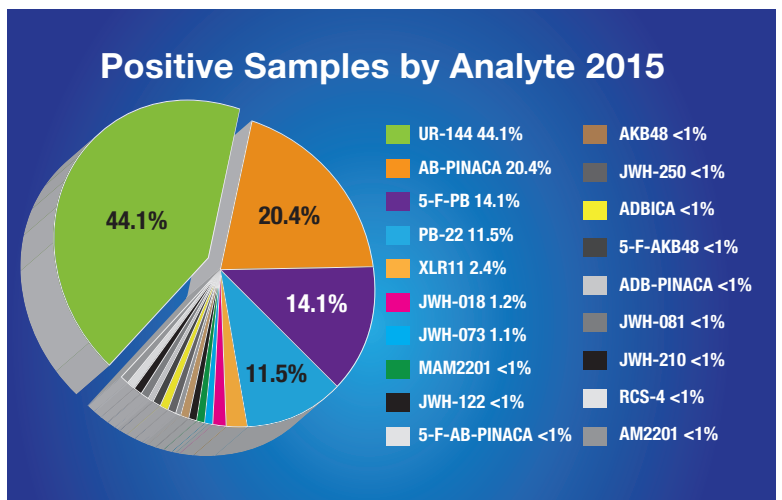
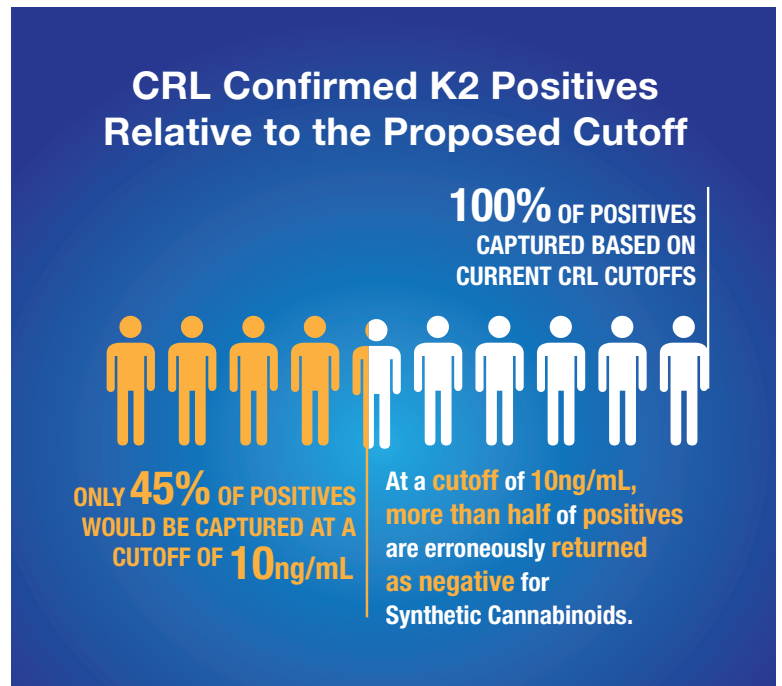


# All Synthetic Cannabinoid Panels Are Not the Same

Panel composition and cutoffs have a direct impact on the effectiveness of synthetic cannabinoid testing to identify abuse. CRL's routine panel expansion and lower cutoffs have kept pace with the introduction of new synthetic compounds. As a result, CRL's positive rate has remained constant.



As private employers modify drug testing panels to account for recreational and synthetic drugs beyond those traditionally covered by the DOT panel, it will be important for them to select a panel with proper composition and cutoffs. Employers in the oil and gas industry have recognized this need and have developed a panel that includes the synthetic cannabinoids that are the new "normal." These drugs are extremely prevalent and difficult for the laboratory to detect when used by workplace employees. This new panel has lower cutoffs in order to identify those employees who pose a risk to public safety through misuse of drugs in the workplace.



*Greater Insights. Better Outcomes.®*

CRL is a registered trademark of Clinical Reference Laboratory, Inc.